

AVIJEET KUMAR

Shantidoot Infra Services Private Limited
Hose No 221 2nd Floor Patliputra Colony, Patna,
Bihar 800013

Thank you
for ordering a Basic
Subscription to
your Company
Credit Report &
GST Report.

Hello,

As a part of your basic subscription, you will be able to refresh your Commercial Credit report once in a week. The 1st of these reports is enclosed with this letter. You will be able to refresh subsequent reports online on the login portal. The report is based on data provided by credit institutions that currently or previously have provided you with credit or those who you have approached for credit. This report is provided to you based on the KYC documents submitted / GST based OTP authentication completed by you.

Your basic subscription plan access is valid till 22 Aug 2022

PAN
ABBCS7190J

ORDER DATE
22 Jul 2022

Best Regards,
CIBIL Customer Services Team
(Electronically generated. Does not require a signature)
TransUnion CIBIL Limited | CIN: U72300MH2000PLC128359 |
GSTIN: 27AABCC8003B1ZA | Accounting Code of Service: 998591 |
Registered Office: One World Center, 19th Floor, Tower 2A & 2B,
841, Jupiter Textile Mill Compound, Senapati Bapat Marg, Lower Parel,
Mumbai - 400013
Tel:022 61404300. Fax:022 66384666



TAX INVOICE (Original for Recipient)

INVOICE NO.
DTCC/22-23/0000059462

COMMERCIAL CREDIT REPORT
2,503.40

CONVENIENCE FEE
38.98

INTEGRATED GST @ 18%
457.62

TOTAL (INCL.TAX)
3,000

Your payment is received towards
Report Order Number : W-227245049

Your GSTIN : 10ABBCS7190J1ZC

Invoice Date
22/07/2022

Transaction Date	Payment Transaction ID	Mode of Payment
22/07/2022	1852110426	Electronic

Delivery charges included. CIBIL Rank has been provided to you at no additional cost.

Access the online version of this report on
www.cibil.com/company-credit-report

TERMS AND CONDITIONS

1. This facility is being offered on a best effort basis and the Consumer agrees and acknowledges that TransUnion CIBIL will not be responsible for any kind of damage arising directly or indirectly whatsoever incurred by the Consumer availing this facility.
2. The Consumer if not addressee should not use this CCR & GST Report or any information therein if erroneously received and should destroy the documents immediately.
3. The Consumer agrees and acknowledges that CCR / GST Report / any information therein will not be used for any commercial process / gain.
4. The Consumer acknowledges that no guarantee or warranty is given as to completeness and accuracy of the content of the CCR & GST Report.
5. This Company Credit Report & GST Report is being issued to the Consumer on payment of the requisite fees.
6. Place of supply is the same as the customer address mentioned above on the invoice.
7. No tax is payable on reverse charge basis.
8. In the event that the applicable GST rate is increased either in terms of the GST Act and / or in case of any adjudication by the competent authority in this regard, then TransUnion CIBIL shall be entitled to apply the increased rate as required under applicable law

Report Summary

Below is a summary of your Company Credit Report. This summary is designed to provide you an overview and help you in managing your company's finances. To understand what each sub-section in this summary means, refer to the information provided within the sub-section.

CIBIL RANK	CREDIT FACILITIES AVAILABLE BY YOUR COMPANY	1 Credit Facilities	CREDIT FACILITIES GUARANTEED BY YOUR COMPANY	0 Credit Facilities
6	0 CLOSED	1 OPEN	0 CLOSED	0 OPEN
		0 DELINQUENT		0 DELINQUENT

ADVERSE INFORMATION Please refer to the glossary at the end of this report to know more about adverse information reported.

WILFUL DEFAULT	SUIT FILED	WRITTEN OFF	SETTLED	INVOKED / DEVOLVED	OVERDUE	DISHONOURD CHEQUE
✓	✓	✓	✓	✓	✓	✓

PAYMENT REGULARITY Past 24 months

Below is a percentage of instances where repayments were done before the due date. Upto last 24 months of payment history has been considered. A summary of delinquent months & type of delinquency has also been presented.



WORKING CAPITAL UTILISATION

Below is the current consolidated utilisation across all the working capital loans availed by your company. The graph represents the utilisation trend over last 24 months.

0% ₹ 0.0 Avg. Utilisation ₹ 0.0 Drawing Power ₹ 0.0 Total Sanctioned

NO. OF MONTHS IN DELINQUENCY

< 3 Months Overdue	3 - 12 Months Overdue	≥ 12 Months Overdue
Special Mention Account	Sub Standard	Doubtful / Loss
0	0	0



CURRENT EXPOSURE Company Exposure: ₹48 Lac

BY CREDIT TYPE

Below is a break-up of outstanding amount across all loan types and their contribution to overall credit exposure.

1 ACTIVE CREDIT FACILITIES

- Non Funded (No Active Loans) -
- Working Capital (No Active Loans) -
- Term Loan (1 Loans) ₹ 48 Lac 100.0%
- Forex (No Active Loans) -
- Others (No Active Loans) -

BY BANK

Below is a break-up of outstanding amount across different banks and their contribution to overall credit exposure.

1 BANKS

- Icici Bank Limited (1 Loans) ₹ 48 Lac 100.0%

BY BANK TYPE


Below is a break-up of outstanding amount across different types of banks and their contribution to overall credit exposure. This section includes details of Open and Close facilities.

₹48 Lac TOTAL EXPOSURE

- Public (No Active Loans) -
- Private (1 Loans) ₹ 48 Lac 100.0%
- NBFC (No Active Loans) -

EXPOSURE TREND

Below chart provides the trend of consolidated outstanding amount in rupees over the past 24 months.



Company Profile

COMPANY INFORMATION

Last Reported: 27 Feb 2021

Shantidoot Infra Services Private Limited

NOT CLASSIFIED

PAN NUMBER

ABBCS7190J

REGISTRATION NUMBER

-

CIN

-

TIN

-

CLASS OF ACTIVITY

-

BUSINESS CATEGORY

Others

BUSINESS INDUSTRY / TYPE

Others

SALES FIGURE

-

NO. OF EMPLOYEES

-

DATE OF INCORPORATION

11 Mar 2019

ADDRESS INFORMATION

Below is a list of addresses and their versions, reported by lenders of your company.

LOCATION TYPE	ADDRESS	FIRST REPORTED DATE	LAST REPORTED DATE
Registered Office	So Gauri Shankar Das 11 Sbi Colony Balupar Kurji,phulwari Patna,patna,patna.bihar.800010	31 Mar 2021	30 Apr 2021

CONTACT INFORMATION

Below is a list of landline, mobile, fax numbers and their versions, reported by lenders of your company.

CONTACT NUMBERS

+91-9431800136

FAX

-

RELATED PARTIES

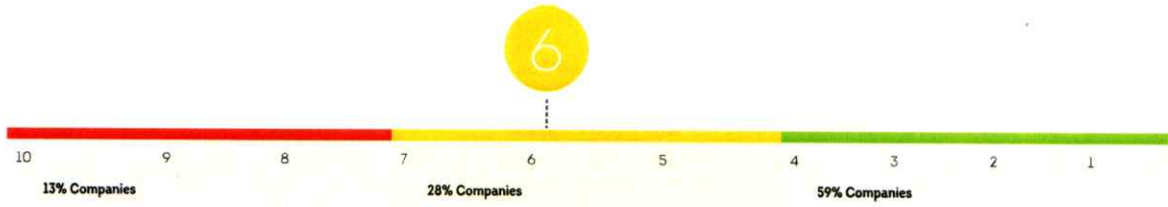
A related party could be an individual or entity associated with your company. Below is a list of related parties reported by lenders of your company.

No Related Parties

CIBIL Rank

YOUR CIBIL RANK

CIBIL Rank is a numeric summary of your Company Credit Report and ranges from 1 to 10, where '1' is the best and '10' is the worst. Your CIBIL Rank may change based on any new information reported on your report. CIBIL Rank is generated for businesses with a credit exposure between Rs. 10 Lacs and Rs. 50 crores.



- Credit relationship experience is significantly lesser than a business cycle
- Low financial flexibility due to low amortization of term loan

CIBIL Rank generated is based on data available with CIBIL as on date 22 Jul 2022

ENQUIRIES

0 Enquiries in last 3 months | 1 Older Enquires in last 24 months

An enquiry is added to the Company Credit Report every time a lender accesses your company's report. Below list is a record of all instances when your company's report was accessed in the past 24 months.

INSTITUTION NAME	DATE OF ENQUIRY	CREDIT TYPE	ENQUIRY AMOUNT
ICICI BANK LIMITED	27 Feb 2021	Auto Loan	₹ 60,00,000

LIST OF CREDIT FACILITIES

This section lists all the credit facilities availed by your company as reported by various lenders. The credit facilities are categorized into two sub-sections i.e. 'Open' and 'Closed'. The credit facilities highlighted in Red have some adverse information while those highlighted in Green do not. The details of each account can be found on the page number mentioned in the last column.

Asst Classification: ✔ On time ● No payment information found Ⓜ Days Overdue Ⓢ Sub standard Ⓛ Doubtful Ⓛ Loss Ⓛ ARC Ⓢ SMA

OPEN CREDIT FACILITIES

REGULAR CREDIT FACILITIES							Total Outstanding: ₹ 47,97,033 across 1 Credit Facilities
BANK	LOAN DETAILS	SANCTIONED AMOUNT	STATUS	LAST REPORTED DATE	RECENT PAYMENT HISTORY	DETAILS ON PG. NO.	
Icici Bank Limited	Auto Loan A/C LAPTN00043324940 Opened: 4 Mar. 2021	₹60,00,000	0 DAY PAST DUE	31 May, 2022	Jul 2022 - Aug 2021 ●●●●●●●●●●●●●●●●	SLR[0]	

DELINQUENT CREDIT FACILITIES

Total Outstanding: ₹ - across - Credit Facilities

BANK	LOAN DETAILS	SANCTIONED AMOUNT	STATUS	LAST REPORTED DATE	RECENT PAYMENT HISTORY	DETAILS ON PG. NO.
No open delinquent credit facilities.						

CLOSED CREDIT FACILITIES

REGULAR CREDIT FACILITIES						
BANK	LOAN DETAILS	SANCTIONED AMOUNT/ CLOSED DATE	STATUS	LAST REPORTED DATE	RECENT PAYMENT HISTORY	DETAILS ON PG. NO.
No closed regular credit facilities.						

DELINQUENT CREDIT FACILITIES

Total Outstanding: ₹ - across - Credit Facilities

BANK	LOAN DETAILS	SANCTIONED AMOUNT/ CLOSED DATE	STATUS	LAST REPORTED DATE	RECENT PAYMENT HISTORY	DETAILS ON PG. NO.
No closed delinquent credit facilities.						

LIST OF CREDIT FACILITIES AS GUARANTOR

This section lists all the credit facilities guaranteed by your company as reported by various lenders. The credit facilities are categorized into two sub-sections i.e. 'Open' and 'Closed'. The credit facilities highlighted in Red have some adverse information while those highlighted in Green do not. The details of each account can be found on the page number mentioned in the last column.

OPEN CREDIT FACILITIES

REGULAR CREDIT FACILITIES Total Outstanding: ₹ - across - Credit Facilities

BORROWER DETAILS	BANK	LOAN DETAILS	SANCTIONED AMOUNT	STATUS	LAST REPORTED DATE	DETAILS ON PG. NO.
No open regular credit facilities.						

DELINQUENT CREDIT FACILITIES Total Outstanding: ₹ - across - Credit Facilities

BORROWER DETAILS	BANK	LOAN DETAILS	SANCTIONED AMOUNT	STATUS	LAST REPORTED DATE	DETAILS ON PG. NO.
No open delinquent credit facilities.						

CLOSED CREDIT FACILITIES

REGULAR CREDIT FACILITIES

BORROWER DETAILS	BANK	LOAN DETAILS	SANCTIONED AMOUNT/ CLOSED DATE	STATUS	DETAILS ON PG. NO.
No closed regular credit facilities.					

DELINQUENT CREDIT FACILITIES Total Outstanding: ₹ - across - Credit Facilities

BORROWER DETAILS	BANK	LOAN DETAILS	SANCTIONED AMOUNT/ CLOSED DATE	STATUS	LAST REPORTED DATE	DETAILS ON PG. NO.
No closed delinquent credit facilities.						

CREDIT FACILITY DETAILS

This section provides the details of each credit facility availed by your company as reported by lenders. Each credit facility also has payment history upto 24 months. Months without a green dot indicate late payments and the number inside the dot represents the duration by which the payments were missed.

An alphabet inside the dot represents the asset classification reported by the lender. For more details of the asset classification, refer to the Glossary at the end of the report. The rupee value under each month represents the amount that was overdue for the credit facility in that month.

Asset Classification: ✔ On time ● No payment information found 01 Days Overdue S Sub standard D Doubtful L Loss A ARC S* SMA

ICICI BANK LIMITED		Auto Loan A/C: LAPN00043324940		OPEN		0 DAY PAST DUE		Last Reported 31 May 2022				
LOAN INFORMATION												
SANCTIONED AMOUNT	₹60,00,000	DRAWING POWER	₹60,00,000	INSTALLMENT AMOUNT	-	TENURE	0					
SANCTIONED DATE	04 Mar 2021	OUTSTANDING BALANCE	₹47,97,033	REPAYMENT FREQUENCY	Monthly	LOAN EXPIRY/MATURITY	-					
HIGH CREDIT	-	LAST REPAID	-	LOAN RENEWAL	-	RESTRUCTURING REASON	-					
PAYMENT HISTORY												
YEAR	JAN	FEB	MAR	APR	MAY	JUN	JUL	AUG	SEP	OCT	NOV	DEC
2020					●	●	●	●	●	●	●	●
2021	●	●	● 60 Lac	● 59,187 Lac	● 58,357 Lac	● 57,521 Lac	● 56,68 Lac	● 55,833 Lac	● 54,982 Lac	● 54,124 Lac	● 53,262 Lac	● 52,394 Lac
2022	● 51,52 Lac	● 50,641 Lac	● 49,757 Lac	● 48,866 Lac								
ADVERSE INFORMATION												
No adverse information												

SECURITY DETAILS		GUARANTOR DETAILS	
No available security details		NAME	ADDRESS
		Tripurari Lal	So Gauri Shankar Das 11 Sbi Colony Balupar Kurji,phulwari Patna,patna,patna,bihar, 800010
			TELEPHONE
			-

CREDIT RATING SUMMARY

Below are the credit ratings assigned to your company by external accredited rating agencies. These ratings are submitted to CIBIL by lenders from whom your company has availed credit.

CREDIT RATING SUMMARY			
RATING	RATING DATE	RATING EXPIRY DATE	LAST REPORTED
No credit ratings reported			

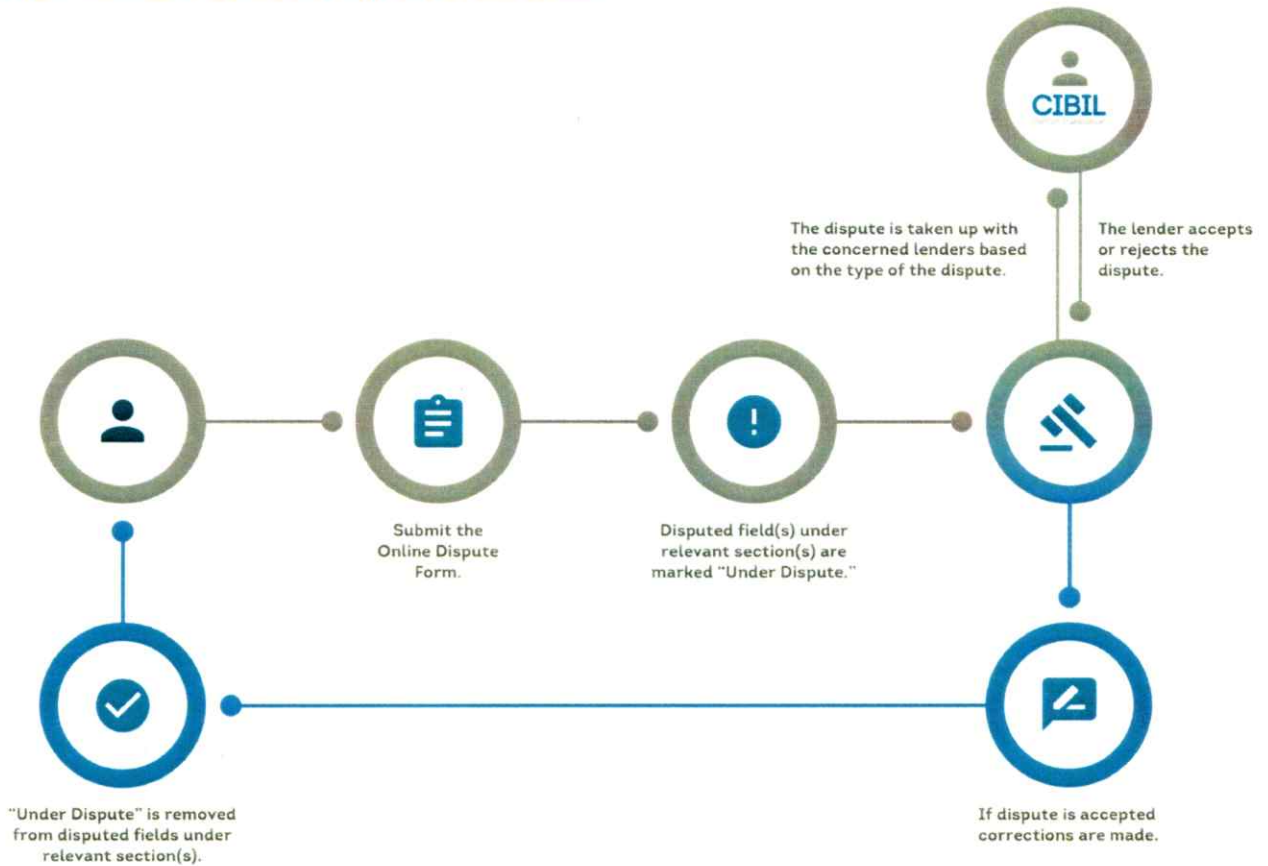
Thank you

for ordering your company credit report.

You may access the online version of this report on our website www.cibil.com

For dispute resolution

To raise a company dispute online visit: <https://www.cibil.com/company-dispute-resolution>



GST Report

Based on Data from **GST Portal**
<https://www.gst.gov.in>

CIBIL
 Part of TransUnion

BASIC INFORMATION

Legal Name of Taxpayer SHANTIDOOT INFRA SERVICES PRIVATE LIMITED	Registration Trade Name SHANTIDOOT INFRA SERVICES PRIVATE LIMITED	Taxpayer Type Regular	PAN Number ABBCS7190J	Constitution of Business Private Limited Company
--	---	---------------------------------	---------------------------------	--

GST RETURNS FILING

Duration: JUL 21 - JUN 22

This section details the GSTIN you requested and its return filing status over last 12 months.
 From the GSTIN requested, the return types filed over last 12 months are: GSTR-1,GSTR-2X,GSTR-3B

GSTIN (Nature of business)	Status	Jul	Aug	Sep	Oct	Nov	Dec	Jan	Feb	Mar	Apr	May
10ABBCS7190J1ZC (Supplier of Services,Works Contract)	Active	x	x	1	x	1	1	1	1	1	1	1

✔ All Filed
 x None Filed
 1 Not filed (Details available in online version of CCR)

GST LIABILITIES

Duration: JUL 21 - JUN 22

This section details the Goods and Services Tax paid in the last 12 months basis GSTR-3B returns filed by the business.

TYPE	SEP-2021	DEC-2021	JAN-2022	FEB-2022	MAR-2022	APR-2022	MAY-2022	JUN-2022	% TO TOTAL GST LIABILITIES
INPUT TAX CREDIT	₹23.83 Lac	₹14.11 Lac	₹4.44 Lac	₹5.04 Lac	₹17.22 Lac	₹9.29 Lac	₹7.79 Lac	₹10.1 Lac	92.19%
CASH	₹6.25 Lac	₹1.32 Lac	₹19.93 K	₹0.0	₹0.0	₹0.0	₹0.0	₹0.0	7.8%
LATE FEES	₹250.0	₹50.0	₹0.0	₹250.0	₹0.0	₹50.0	₹0.0	₹0.0	0.01%
INTERESTS	₹0.0	₹0.0	₹0.0	₹49.0	₹0.0	₹0.0	₹0.0	₹0.0	0.0%

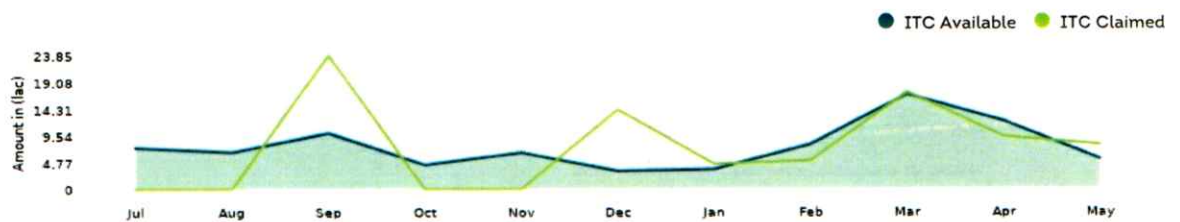
INPUT TAX CREDIT

Duration: JUL 21 - JUN 22

The graph here indicates on a month to month basis the total Input Tax Credit (ITC)

ITC available
 ₹ **83.63** lac

ITC claimed
 ₹ **81.71** lac



ADVANCE PAYMENT RECEIVED

Duration: Jul 2020 - Jun 2021, Jul 2021 - Jun 2022

This section provides a comparison of Advance Payments received by the business in each month over the last 24 months.



SALES Duration: Jul 2020 - Jun 2021, Jul 2021 - Jun 2022

This section provides key Sales metrics for your business. The graph shows a comparison of sales for each month over the last 24 months.

Total Sales (Jul 2021 - Jun 2022)

₹ 7.78 cr (0%)

Avg monthly Sales (Jul 2021 - Jun 2022)

₹ 64.86 lac (0%)

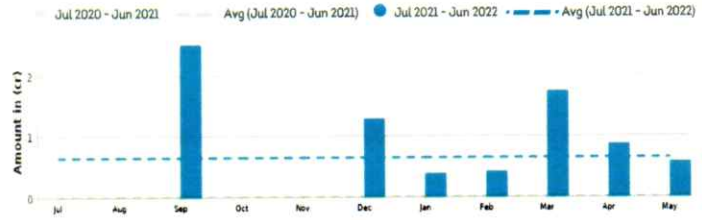
INTER VS INTRA STATE SALES

Sales within the same State (INTRA)

₹ 0.0 (0% of total sales)

Sales between two State (INTER)

₹ 8.62 cr (100% of total sales)



STATE WISE SALES SUMMARY Duration: Jul 2021 - Jun 2022

TOP STATES

This section provides a summary of Sales from top 4 states along with their contribution to Total Sales.



GST BRACKET WISE SALES SUMMARY Duration: Jul 2021 - Jun 2022

GST BRACKETS

This section provides a summary of Sales from top 4 GST rate slab along with their contribution to Total Sales.




*Additional information can be viewed in the online report.

*Additional information can be viewed in the online report.

SALES BREAKUP Duration: Jul 2021 - Jun 2022

This section provides the details of different components used to calculate total sales.

● Total Sales ₹ 8.62 cr
 ● Invoices ₹ 8.62 cr
 ● Advance Payment ₹ 0.0
 ● Debit Notes ₹ 0.0
 ● Nil Rated, Exempted & Non-GST Supplies ₹ 0.0
 ● Credit Notes ₹ 0.0



SALES INVOICE BIFURCATION Duration: Jul 2021 - Jun 2022

This section provides month wise invoiced amount of top 5 invoice types raised by the business.

TYPE	JUL	AUG	SEP	OCT	NOV	DEC	JAN	FEB	MAR	APR	MAY	% TO TOTAL INVOICED AMOUNT
B2CS	₹0	₹0	₹251 Cr (1)	₹0	₹0	₹129 Cr (1)	₹38.63 Lac (1)	₹41.97 Lac (1)	₹1.74 Cr (2)	₹66.71 Lac (2)	₹57.82 Lac (1)	100%

*Additional information can be viewed in the online report.

● No. of Invoices

SALES VS PURCHASES COMPARISON Duration: Jul 2021 - Jun 2022

This section provides key metrics for Sales and Purchase. The graph shows a comparison between Total Sales vs Total Purchases for the last 12 months.

Contribution of Top 10

Customers in Total Sales

0%

Month with highest Sales

Sep (₹2.51 Cr)

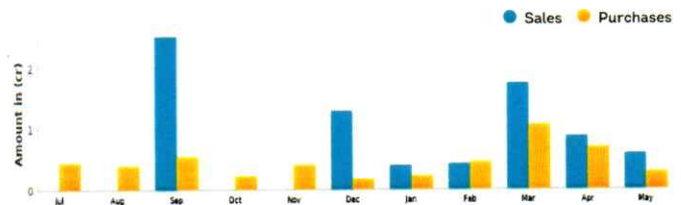
Contribution of Top 10

Suppliers in Total Purchases

95.91%

Month with highest Purchases

Mar (₹1.05 Cr)



PURCHASES

Duration: Jul 2020 - Jun 2021, Jul 2021 - Jun 2022

This section provides key Purchases metrics for your business. The graph shows a comparison of purchases for each month over the last 24 months.

Total Purchases (Jul 2021 - Jun 2022)

₹ 4.76 cr (0%)

Avg monthly Purchases (Jul 2021 - Jun 2022)

₹ 39.7 lac (0%)

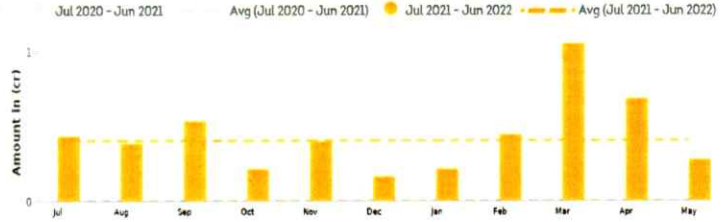
INTER VS INTRA STATE PURCHASES

Purchases within the same State (INTRA)

₹ 4.02 cr (75.60% of total purchases)

Purchases between two State (INTER)

₹ 1.3 cr (24.40% of total purchases)



STATE WISE PURCHASES SUMMARY

Duration: Jul 2021 - Jun 2022

TOP STATES

This section provides a summary of Purchases from top 4 states along with their contribution to Total Purchases.



BIHAR	₹ 4.02 Cr	79.61%
JHARKHAND	₹ 1.08 Cr	20.28%
HARYANA	₹ 14.63 Lac	2.75%
MAHARASHTRA	₹ 5.84 Lac	1.1%
Others	₹ 1.42 Lac	0.27%

GST BRACKET WISE PURCHASES SUMMARY

Duration: Jul 2021 - Jun 2022

GST BRACKETS

This section provides a summary of Purchases from top 4 GST rate slab along with their contribution to Total Purchases.



18% bracket	₹ 4.21 Cr	79.01%
5% bracket	₹ 49.25 Lac	9.25%
28% bracket	₹ 49.13 Lac	9.23%
12% bracket	₹ 6.86 Lac	1.29%
Others	₹ 6.45 Lac	1.21%

*Additional information can be viewed in the online report.

*Additional information can be viewed in the online report.

PURCHASES BREAKUP

Duration: Jul 2021 - Jun 2022

This section provides the details of different components used to calculate total purchases.



PURCHASES INVOICE BIFURCATION

Duration: Jul 2021 - Jun 2022

This section provides month wise invoiced amount of top 5 invoice types raised by the business.

TYPE	JUL	AUG	SEP	OCT	NOV	DEC	JAN	FEB	MAR	APR	MAY	% TO TOTAL INVOICED AMOUNT
B2B	₹43.33 Lac (35)	₹37.73 Lac (34)	₹53.35 Lac (44)	₹21.32 Lac (21)	₹39.07 Lac (20)	₹16.37 Lac (10)	₹21.13 Lac (21)	₹44.27 Lac (41)	₹1.05 Cr (49)	₹68.04 Lac (43)	₹26.83 Lac (20)	99.84%
B2BA	₹0	₹0	₹0	₹0	₹0	₹75.63 K (1)	₹0	₹0	₹0	₹0	₹0	0.16%

*Additional information can be viewed in the online report.

● No. of Invoices

NOTE

View your report online on the CIBIL portal to get more details and explanation about the metrics in your GST report.

DISCLAIMER:

GST Financial Report is prepared on the basis of GST Return data received from the GST Portal.

GLOSSARY

A collection of terminology that you may come across while reading your GST report.

INVOICES

B2B / B2B Invoices - These are invoices which are raised for transactions between registered taxpayers.

B2BA Invoices - These are amended invoices which are raised for transactions between registered taxpayers.

B2CL Invoices - These are transactions between registered taxpayers and unregistered person which are termed as larger in nature. (All transactions which are done outside state but bearing value above 2.5 lacs)

B2CLA Invoices - Summation of Taxable Value of [Invoice Amendment - Credit Notes Amendment + Debit Notes Amendment] to unregistered customers and invoice value is greater than or equal to 2.5 lacs.

B2CS Invoices - These are transactions between registered taxpayers and unregistered person which are termed as small in nature. (All transactions which are done within state and those transactions which are done outside state but bearing value up to 2.5 lacs)

B2CSA Invoices - Summation of Taxable Value of data furnished in B2CS Amendment data.

Deemed Export - Summation of Taxable Value of [Invoices - Credit Notes + Debit Notes] which are marked as Deemed.

Export - Summation of Taxable Value of Invoices raised against customers not located in India.

EXPA or Export Invoices Amendment - Summation of Taxable Value of Amended Invoices raised against customers not located in India.

SEZ Export - These are transactions done by registered taxpayers to SEZ.

ADVANCE PAYMENT

Advance Payment - Summation of Taxable Value mentioned in Advance Payment section for selected months.

Advance Payment Amendment - Amendment - Summation of Taxable Value mentioned in Advance Payment Amendment section for selected months.

CREDIT NOTES

CDNR / B2B Credit Notes - These are credit notes which are raised for transactions between registered taxpayers.

CDNRA / B2BA Credit Notes - These are amended Credit/Debit notes which are raised for transactions between registered taxpayers.

B2CL Credit Notes - Summation of Taxable Value of Credit Notes raised against unregistered customers where reference Invoice is having Invoice value is greater than or equal to 2.5 lacs.

CNDURA / Unregistered Credit Notes Amendments - These are amended credit notes which are raised for transactions between registered taxpayers and unregistered person.

CDNUR / Unregistered Credit Notes - These are credit notes which are raised for transactions between registered taxpayers and unregistered person.

B2CLA / B2CL Credit Notes - Summation of Taxable Value of Amended Credit Notes raised against unregistered customers where reference Invoice is having Invoice value is greater than or equal to 2.5 lacs.

Export Credit Notes - Summation of Taxable Value of Credit Notes raised against customers not located in India.

Export Credit Notes Amendment - Summation of Taxable Value of Amended Credit Notes raised against customers not located in India.

B2B Credit Notes Amendment - Summation of Taxable Value of [Credit Notes Amendment] to registered customers.

DEBIT NOTES

B2B Debit Notes - Summation of Taxable Value of [Debit Notes] to registered customers.

B2CL Debit Notes - Summation of Taxable Value of Debit Notes raised against unregistered customers where reference Invoice is having Invoice value is greater than or equal to 2.5 lacs.

B2CLA / B2CL Debit Notes Amendment - Summation of Taxable Value of Amended Debit Notes raised against unregistered customers where reference Invoice is having Invoice value is greater than or equal to 2.5 lacs.

Export Debit Note - Summation of Taxable Value of Debit Notes raised against customers not located in India.

Export Debit Notes Amendment - Summation of Taxable Value of Amended Debit Notes raised against customers not located in India.

B2B Debit Notes Amendment - Summation of Taxable Value of [Debit Notes Amendment] to registered customers.

NIL RATED, EXEMPTED AND NON-GST SUPPLIES

NIL Rated - These are nil rated transactions done by taxpayers.

Non GST - These are Non-GST transactions done by taxpayers.

Exempted - These are exempted transactions done by taxpayers.

REVERSE CHARGE

These are transactions on which tax is to be paid by recipient. Summation of Taxable Value of [Invoices - Credit Notes + Debit Notes] which are marked as reverse charge supplies (supplies on which liability lies on the part of customer)

DISCLAIMER:

GST Financial Report is prepared on the basis of GST Return data received from the GST Portal.